


DRN0500020.240

Driver LED a corrente costante
Constant current LED driver

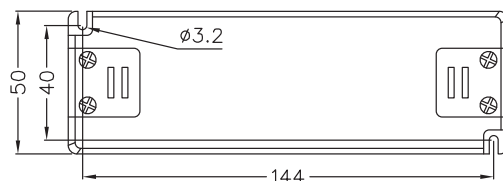



Input (Vac)	200~240V (50Hz)
(CC)	500mA
Output (Vdc)	22~40V
(W)	11~20W
t _c	+80°C
t _a	+45°C
Dimensioni / Dimensions	154 x 50 x 15 mm

Tolleranze / Tolerances

Valori elettrici / Electrical values (@25°): ±5%

Dimensionali / Dimensional: ±0.3/0.5mm



Fissaggio cavi / Cable fixing

Morsetti a vite / Screw fixing

Approvazioni / Approvals

